



SISTEMA DE PRESUPUESTO DISTRITAL - PREDIS
EJECUCION PRESUPUESTAL
SECRETARIA DE HACIENDA - DIRECCION DISTRITAL DE PRESUPUESTO
EJECUCION DE PRESUPUESTO RENTAS E INGRESOS

07-03-2018
11:08

ENTIDAD: 208 - CAJA DE VIVIENDA POPULAR		UNIDAD EJECUTORA: 01 - UNIDAD 01		MES: FEBRERO		VIGENCIA FISCAL: 2018					
RUBRO PRESUPUESTAL		PRESUPUESTO	MODIFICACIONES		PRESUPUESTO	RECAUDOS		EJECUCION PRESUP. %	SALDO POR RECAUDAR	RECURSOS RESERVAS	RECAUDO ACUMULADO RECURSOS RESERVAS
CODIGO. 1	NOMBRE 2	INICIAL 3	MES (+/-) 4	ACUMULADO 5	DEFINITIVO 6 = 3 + 5	MES 7	ACUMULADO 8	9 = 8 / 6	10 = 6 - 8	11	12 = 6 + 11
2	INGRESOS	13,578,755,000.00	0.00	0.00	13,578,755,000.00	99,621,019.99	12,452,802,255.99	91.71	1,126,952,744.01	0.00	12,452,802,255.99
2-1	INGRESOS CORRIENTES	944,728,000.00	0.00	0.00	944,728,000.00	74,854,062.99	115,748,981.99	12.25	828,979,018.01	0.00	115,748,981.99
2-1-2	NO TRIBUTARIOS	944,728,000.00	0.00	0.00	944,728,000.00	74,854,062.99	115,748,981.99	12.25	828,979,018.01	0.00	115,748,981.99
2-1-2-04	Rentas Contractuales	564,000,000.00	0.00	0.00	564,000,000.00	74,764,062.99	113,108,273.99	20.05	450,891,726.01	0.00	113,108,273.99
2-1-2-04-04	Cartera Hipotecaria	564,000,000.00	0.00	0.00	564,000,000.00	74,764,062.99	113,108,273.99	20.05	450,891,726.01	0.00	113,108,273.99
2-1-2-04-04-03	Amortización Cartera CVP	564,000,000.00	0.00	0.00	564,000,000.00	74,764,062.99	113,108,273.99	20.05	450,891,726.01	0.00	113,108,273.99
2-1-2-99	Otros Ingresos No Tributarios	380,728,000.00	0.00	0.00	380,728,000.00	90,000.00	2,640,708.00	0.69	378,087,292.00	0.00	2,640,708.00
2-4	RECURSOS DE CAPITAL	12,634,027,000.00	0.00	0.00	12,634,027,000.00	24,766,957.00	12,337,053,274.00	97.65	296,973,726.00	0.00	12,337,053,274.00
2-4-1	RECURSOS DEL BALANCE	12,284,027,000.00	0.00	0.00	12,284,027,000.00	0.00	12,281,727,000.00	99.98	2,300,000.00	0.00	12,281,727,000.00
2-4-1-03	Venta de Activos	2,300,000.00	0.00	0.00	2,300,000.00	0.00	0.00	0.00	2,300,000.00	0.00	0.00
2-4-1-06	Recursos Pasivos Exigibles	2,135,044,000.00	0.00	0.00	2,135,044,000.00	0.00	2,135,044,000.00	100.00	0.00	0.00	2,135,044,000.00
2-4-1-08	Otros Recursos del Balance	10,146,683,000.00	0.00	0.00	10,146,683,000.00	0.00	10,146,683,000.00	100.00	0.00	0.00	10,146,683,000.00
2-4-1-08-02	Otros Recursos del Balance de Libre Destinación	10,146,683,000.00	0.00	0.00	10,146,683,000.00	0.00	10,146,683,000.00	100.00	0.00	0.00	10,146,683,000.00
2-4-3	RENDIMIENTOS POR OPERACIONES FINANCIERAS	350,000,000.00	0.00	0.00	350,000,000.00	24,766,957.00	55,326,274.00	15.81	294,673,726.00	0.00	55,326,274.00
2-4-3-02	Rendimientos Provenientes de Recursos de Libre Destinación	350,000,000.00	0.00	0.00	350,000,000.00	24,766,957.00	55,326,274.00	15.81	294,673,726.00	0.00	55,326,274.00
TOTAL RENTAS E INGRESOS		13,578,755,000.00	0.00	0.00	13,578,755,000.00	99,621,019.99	12,452,802,255.99	91.71	1,126,952,744.01	0.00	12,452,802,255.99

RUBRO PRESUPUESTAL		PRESUPUESTO	MODIFICACIONES		PRESUPUESTO	RECAUDOS		EJECUCION PRESUP. %	SALDO POR RECAUDAR	RECURSOS RESERVAS	RECAUDO ACUMULADO RECURSOS RESERVAS
CODIGO. 1	NOMBRE 2	INICIAL 3	MES (+/-) 4	ACUMULADO 5	DEFINITIVO 6 = 3 + 5	MES 7	ACUMULADO 8	9 = 8 / 6	10 = 6 - 8	11	12 = 6 + 11
2-2-4	ADMINISTRACIÓN CENTRAL	80,084,425,000.00	0.00	0.00	80,084,425,000.00	3,373,600,040.00	4,049,334,773.00	5.06	76,035,090,227.00	0.00	4,049,334,773.00
2-2-4-01	Aporte Ordinario	80,084,425,000.00	0.00	0.00	80,084,425,000.00	3,373,600,040.00	4,049,334,773.00	5.06	76,035,090,227.00	0.00	4,049,334,773.00
2-2-4-01-01	Vigencia	80,084,425,000.00	0.00	0.00	80,084,425,000.00	3,373,600,040.00	4,049,334,773.00	5.06	76,035,090,227.00	0.00	4,049,334,773.00
TOTAL TRANSFERENCIAS		80,084,425,000.00	0.00	0.00	80,084,425,000.00	3,373,600,040.00	4,049,334,773.00	5.06	76,035,090,227.00	0.00	4,049,334,773.00
TOTAL RENTAS E INGRESOS		93,663,180,000.00	0.00	0.00	93,663,180,000.00	3,473,221,059.99	16,502,137,028.99	17.62	77,161,042,971.01	0.00	16,502,137,028.99


AUDREY ALVAREZ BUSTOS
RESPONSABLE DEL PRESUPUESTO


GUILLERMO ANDRES ARCILA HOYOS (E)
ORDENADOR DEL GASTO

SISTEMA DE PRESUPUESTO DISTRITAL - PREDIS
EJECUCION PRESUPUESTO
INFORME DE EJECUCION DEL PRESUPUESTO DE GASTOS E INVERSIONES

07-03-2018

11:17

ENTIDAD:		208 - CAJA DE VIVIENDA POPULAR		MES:		FEBRERO							
UNIDAD EJECUTORA:		01 - UNIDAD 01		VIGENCIA FISCAL:		2018							
RUBRO PRESUPUESTAL		APROPIACION			TOTAL COMPROMISOS		EJECUC. PRESUP.	AUTORIZACION DE GIRO		EJEC. AUT.GIRO %			
CODIGO	NOMBRE	INICIAL	MODIFICACIONES		VIGENTE	SUSPENSION	DISPONIBLE	MES	ACUMULADO	(11=10/8)	MES	ACUMULADO	(14=13/8)
1	2	3	MES 4	ACUMULADO 5	6=(3+5)	7	8=(6-7)	9	10	(11=10/8)	12	13	(14=13/8)
3	GASTOS	93,663,180,000.00	0.00	0.00	93,663,180,000.00	0.00	93,663,180,000.00	8,383,246,178.00	30,719,325,494.00	32.80	3,373,600,040.00	4,045,714,085.00	4.32
3-1	GASTOS DE FUNCIONAMIENTO	10,855,923,000.00	0.00	0.00	10,855,923,000.00	0.00	10,855,923,000.00	771,646,116.00	3,466,761,138.00	32.12	833,709,340.00	1,476,355,230.00	13.60
3-1-1	SERVICIOS PERSONALES	9,255,923,000.00	0.00	0.00	9,255,923,000.00	0.00	9,255,923,000.00	747,004,578.00	3,443,388,328.00	37.20	809,088,898.00	1,433,637,528.00	15.49
3-1-1-01	SERVICIOS PERSONALES ASOCIADOS A LA NOMINA	5,306,559,000.00	0.00	0.00	5,306,559,000.00	0.00	5,306,559,000.00	357,920,976.00	745,525,533.00	14.05	357,920,976.00	745,525,533.00	14.05
3-1-1-01-01	Sueldos Personal de Nómina	2,669,377,000.00	0.00	0.00	2,669,377,000.00	0.00	2,669,377,000.00	206,598,856.00	395,884,774.00	14.83	206,598,856.00	395,884,774.00	14.83
3-1-1-01-04	Gastos de Representación	420,560,000.00	0.00	0.00	420,560,000.00	0.00	420,560,000.00	30,786,173.00	62,121,630.00	14.77	30,786,173.00	62,121,630.00	14.77
3-1-1-01-05	Horas Extras, Dominicales, Festivos, Recargo Nocturno y Trabajo Suplementario	18,787,000.00	0.00	0.00	18,787,000.00	0.00	18,787,000.00	835,105.00	1,679,153.00	8.94	835,105.00	1,679,153.00	8.94
3-1-1-01-06	Auxilio de Transporte	21,060,000.00	0.00	0.00	21,060,000.00	0.00	21,060,000.00	1,817,147.00	3,178,537.00	15.09	1,817,147.00	3,178,537.00	15.09
3-1-1-01-07	Subsidio de Alimentación	30,608,000.00	0.00	0.00	30,608,000.00	0.00	30,608,000.00	3,227,632.00	5,515,810.00	18.02	3,227,632.00	5,515,810.00	18.02
3-1-1-01-08	Bonificación por Servicios Prestados	90,891,000.00	0.00	0.00	90,891,000.00	0.00	90,891,000.00	11,334,502.00	13,053,890.00	14.36	11,334,502.00	13,053,890.00	14.36
3-1-1-01-11	Prima Semestral	63,569,000.00	0.00	0.00	63,569,000.00	0.00	63,569,000.00	0.00	0.00	0.00	0.00	0.00	0.00
3-1-1-01-12	Prima de Servicios	376,795,000.00	0.00	0.00	376,795,000.00	0.00	376,795,000.00	0.00	0.00	0.00	0.00	0.00	0.00
3-1-1-01-13	Prima de Navidad	399,335,000.00	0.00	-49,696,743.00	349,638,257.00	0.00	349,638,257.00	812,003.00	3,785,368.00	1.08	812,003.00	3,785,368.00	1.08
3-1-1-01-14	Prima de Vacaciones	191,687,000.00	0.00	0.00	191,687,000.00	0.00	191,687,000.00	14,197,810.00	42,234,789.00	22.03	14,197,810.00	42,234,789.00	22.03
3-1-1-01-15	Prima Técnica	869,466,000.00	0.00	0.00	869,466,000.00	0.00	869,466,000.00	61,116,751.00	121,507,697.00	13.97	61,116,751.00	121,507,697.00	13.97
3-1-1-01-16	Prima de Antigüedad	71,851,000.00	0.00	0.00	71,851,000.00	0.00	71,851,000.00	4,823,290.00	8,605,143.00	11.98	4,823,290.00	8,605,143.00	11.98
3-1-1-01-17	Prima Secretarial	3,177,000.00	0.00	0.00	3,177,000.00	0.00	3,177,000.00	271,410.00	406,810.00	12.80	271,410.00	406,810.00	12.80
3-1-1-01-21	Vacaciones en Dinero	0.00	0.00	49,696,743.00	49,696,743.00	0.00	49,696,743.00	13,500,366.00	49,389,541.00	99.34	13,500,366.00	49,389,541.00	99.34
3-1-1-01-25	Convenciones Colectivas o Convenios	22,951,000.00	0.00	0.00	22,951,000.00	0.00	22,951,000.00	0.00	0.00	0.00	0.00	0.00	0.00
3-1-1-01-25-03	Quinquenio	22,951,000.00	0.00	0.00	22,951,000.00	0.00	22,951,000.00	0.00	0.00	0.00	0.00	0.00	0.00
3-1-1-01-26	Bonificación Especial de Recreación	14,834,000.00	0.00	0.00	14,834,000.00	0.00	14,834,000.00	1,057,355.00	2,632,568.00	17.75	1,057,355.00	2,632,568.00	17.75
3-1-1-01-28	Reconocimiento por Permanencia en el Servicio Público	41,611,000.00	0.00	0.00	41,611,000.00	0.00	41,611,000.00	7,542,576.00	35,549,823.00	85.43	7,542,576.00	35,549,823.00	85.43
3-1-1-02	SERVICIOS PERSONALES INDIRECTOS	2,150,000,000.00	0.00	0.00	2,150,000,000.00	0.00	2,150,000,000.00	0.00	2,066,036,400.00	96.09	64,198,670.00	64,198,670.00	2.99
3-1-1-02-03	Honorarios	1,600,000,000.00	0.00	0.00	1,600,000,000.00	0.00	1,600,000,000.00	0.00	1,538,042,950.00	96.13	43,760,723.00	43,760,723.00	2.74
3-1-1-02-03-01	Honorarios Entidad	1,600,000,000.00	0.00	0.00	1,600,000,000.00	0.00	1,600,000,000.00	0.00	1,538,042,950.00	96.13	43,760,723.00	43,760,723.00	2.74
3-1-1-02-04	Remuneración Servicios Técnicos	550,000,000.00	0.00	0.00	550,000,000.00	0.00	550,000,000.00	0.00	527,993,450.00	96.00	20,437,947.00	20,437,947.00	3.72
3-1-1-03	APORTES PATRONALES AL SECTOR PRIVADO Y PÚBLICO	1,799,364,000.00	0.00	0.00	1,799,364,000.00	0.00	1,799,364,000.00	389,083,602.00	631,826,395.00	35.11	386,949,252.00	623,913,325.00	34.67
3-1-1-03-01	Aportes Patronales Sector Privado	1,085,127,000.00	0.00	0.00	1,085,127,000.00	0.00	1,085,127,000.00	196,753,025.00	312,511,233.00	28.80	195,804,425.00	308,994,313.00	28.48

SISTEMA DE PRESUPUESTO DISTRITAL - PREDIS
EJECUCION PRESUPUESTO
INFORME DE EJECUCION DEL PRESUPUESTO DE GASTOS E INVERSIONES

07-03-2018

11:17

ENTIDAD:		208 - CAJA DE VIVIENDA POPULAR							MES:		FEBRERO			
UNIDAD EJECUTORA:		01 - UNIDAD 01							VIGENCIA FISCAL:		2018			
RUBRO PRESUPUESTAL		APROPIACION					TOTAL COMPROMISOS		EJECUC. PRESUP.	AUTORIZACION DE GIRO		EJEC. AUT. GIRO %		
CODIGO	NOMBRE	INICIAL	MODIFICACIONES		VIGENTE	SUSPENSION	DISPONIBLE	MES	ACUMULADO	{11=10/8}	MES	ACUMULADO	EJEC. AUT. GIRO %	
			MES	ACUMULADO										12
1	2	3	4	5	6=(3+5)	7	8=(6-7)	9	10	{11=10/8}	12	13	{14=13/8}	
3-1-1-03-01-01	Cesantías Fondos Privados	208,684,000.00	0.00	0.00	208,684,000.00	0.00	208,684,000.00	135,188,433.00	167,514,253.00	80.27	135,188,433.00	167,514,253.00	80.27	
3-1-1-03-01-02	Pensiones Fondos Privados	300,140,000.00	0.00	0.00	300,140,000.00	0.00	300,140,000.00	19,609,500.00	41,638,400.00	13.87	19,609,500.00	41,638,400.00	13.87	
3-1-1-03-01-03	Salud EPS Privadas	352,248,000.00	0.00	0.00	352,248,000.00	0.00	352,248,000.00	26,105,000.00	53,216,800.00	15.11	26,105,000.00	53,216,800.00	15.11	
3-1-1-03-01-04	Riesgos Profesionales Sector Privado	32,459,000.00	0.00	0.00	32,459,000.00	0.00	32,459,000.00	2,783,700.00	5,833,900.00	17.97	2,783,700.00	5,833,900.00	17.97	
3-1-1-03-01-05	Caja de Compensación	191,596,000.00	0.00	0.00	191,596,000.00	0.00	191,596,000.00	13,066,392.00	44,307,880.00	23.13	12,117,792.00	40,780,960.00	21.29	
3-1-1-03-02	Aportes Patronales Sector Público	714,237,000.00	0.00	0.00	714,237,000.00	0.00	714,237,000.00	192,330,577.00	319,315,162.00	44.71	191,144,827.00	314,919,012.00	44.09	
3-1-1-03-02-01	Cesantías Fondos Públicos	277,595,000.00	0.00	0.00	277,595,000.00	0.00	277,595,000.00	158,415,927.00	230,450,712.00	83.02	158,415,927.00	230,450,712.00	83.02	
3-1-1-03-02-02	Pensiones Fondos Públicos	197,149,000.00	0.00	0.00	197,149,000.00	0.00	197,149,000.00	17,246,900.00	33,494,500.00	16.99	17,246,900.00	33,494,500.00	16.99	
3-1-1-03-02-06	ICBF	143,694,000.00	0.00	0.00	143,694,000.00	0.00	143,694,000.00	9,999,750.00	33,220,290.00	23.12	9,288,300.00	30,582,600.00	21.28	
3-1-1-03-02-07	SENA	95,799,000.00	0.00	0.00	95,799,000.00	0.00	95,799,000.00	6,668,000.00	22,149,660.00	23.12	6,193,700.00	20,391,200.00	21.29	
3-1-2	GASTOS GENERALES	1,600,000,000.00	0.00	0.00	1,600,000,000.00	0.00	1,600,000,000.00	24,641,538.00	43,372,810.00	2.71	24,640,442.00	42,717,702.00	2.87	
3-1-2-01	Adquisición de Bienes	109,859,000.00	0.00	0.00	109,859,000.00	0.00	109,859,000.00	0.00	0.00	0.00	0.00	0.00	0.00	
3-1-2-01-01	Dotación	24,000,000.00	0.00	0.00	24,000,000.00	0.00	24,000,000.00	0.00	0.00	0.00	0.00	0.00	0.00	
3-1-2-01-02	Gastos de Computador	37,879,000.00	0.00	0.00	37,879,000.00	0.00	37,879,000.00	0.00	0.00	0.00	0.00	0.00	0.00	
3-1-2-01-03	Combustibles, Lubricantes y Llantas	10,900,000.00	0.00	0.00	10,900,000.00	0.00	10,900,000.00	0.00	0.00	0.00	0.00	0.00	0.00	
3-1-2-01-04	Materiales y Suministros	37,080,000.00	0.00	0.00	37,080,000.00	0.00	37,080,000.00	0.00	0.00	0.00	0.00	0.00	0.00	
3-1-2-02	Adquisición de Servicios	1,487,051,000.00	0.00	0.00	1,487,051,000.00	0.00	1,487,051,000.00	24,641,538.00	43,372,810.00	2.92	24,640,442.00	42,717,702.00	2.87	
3-1-2-02-02	Viáticos y Gastos de Viaje	10,000,000.00	0.00	0.00	10,000,000.00	0.00	10,000,000.00	0.00	0.00	0.00	0.00	0.00	0.00	
3-1-2-02-03	Gastos de Transporte y Comunicación	121,509,000.00	0.00	0.00	121,509,000.00	0.00	121,509,000.00	1,447,493.00	3,040,221.00	2.50	1,446,397.00	2,385,113.00	1.96	
3-1-2-02-04	Impresos y Publicaciones	41,395,000.00	0.00	0.00	41,395,000.00	0.00	41,395,000.00	0.00	0.00	0.00	0.00	0.00	0.00	
3-1-2-02-05	Mantenimiento y Reparaciones	610,283,000.00	0.00	0.00	610,283,000.00	0.00	610,283,000.00	0.00	0.00	0.00	0.00	0.00	0.00	
3-1-2-02-05-01	Mantenimiento Entidad	610,283,000.00	0.00	0.00	610,283,000.00	0.00	610,283,000.00	0.00	0.00	0.00	0.00	0.00	0.00	
3-1-2-02-06	Seguros	270,860,000.00	0.00	0.00	270,860,000.00	0.00	270,860,000.00	0.00	0.00	0.00	0.00	0.00	0.00	
3-1-2-02-06-01	Seguros Entidad	270,860,000.00	0.00	0.00	270,860,000.00	0.00	270,860,000.00	0.00	0.00	0.00	0.00	0.00	0.00	
3-1-2-02-08	Servicios Públicos	283,563,000.00	0.00	0.00	283,563,000.00	0.00	283,563,000.00	23,194,045.00	40,332,589.00	14.22	23,194,045.00	40,332,589.00	14.22	
3-1-2-02-08-01	Energía	154,617,000.00	0.00	0.00	154,617,000.00	0.00	154,617,000.00	12,461,870.00	24,133,080.00	15.61	12,461,870.00	24,133,080.00	15.61	
3-1-2-02-08-02	Acueducto y Alcantarillado	22,866,000.00	0.00	0.00	22,866,000.00	0.00	22,866,000.00	3,148,870.00	3,148,870.00	13.77	3,148,870.00	3,148,870.00	13.77	
3-1-2-02-08-03	Aseo	12,144,000.00	0.00	0.00	12,144,000.00	0.00	12,144,000.00	1,730,670.00	1,730,670.00	14.25	1,730,670.00	1,730,670.00	14.25	
3-1-2-02-08-04	Teléfono	93,936,000.00	0.00	0.00	93,936,000.00	0.00	93,936,000.00	5,852,635.00	11,319,969.00	12.05	5,852,635.00	11,319,969.00	12.05	
3-1-2-02-09	Capacitación	35,142,000.00	0.00	0.00	35,142,000.00	0.00	35,142,000.00	0.00	0.00	0.00	0.00	0.00	0.00	
3-1-2-02-09-01	Capacitación Interna	35,142,000.00	0.00	0.00	35,142,000.00	0.00	35,142,000.00	0.00	0.00	0.00	0.00	0.00	0.00	
3-1-2-02-10	Bienestar e Incentivos	73,195,000.00	0.00	0.00	73,195,000.00	0.00	73,195,000.00	0.00	0.00	0.00	0.00	0.00	0.00	
3-1-2-02-12	Salud Ocupacional	41,104,000.00	0.00	0.00	41,104,000.00	0.00	41,104,000.00	0.00	0.00	0.00	0.00	0.00	0.00	

SISTEMA DE PRESUPUESTO DISTRITAL - PREDIS
EJECUCION PRESUPUESTO
INFORME DE EJECUCION DEL PRESUPUESTO DE GASTOS E INVERSIONES

07-03-2018
11:17

ENTIDAD: 208 - CAJA DE VIVIENDA POPULAR												MES: FEBRERO	
UNIDAD EJECUTORA: 01 - UNIDAD 01												VIGENCIA FISCAL: 2018	
RUBRO PRESUPUESTAL		APROPIACION						TOTAL COMPROMISOS		EJECUC. PRESUP.	AUTORIZACION DE GIRO		EJEC. AUT. GIRO %
CODIGO	NOMBRE	INICIAL	MODIFICACIONES		VIGENTE	SUSPENSION	DISPONIBLE	MES	ACUMULADO	(11=10/8)	MES	ACUMULADO	(14=13/8)
1	2	3	MES 4	ACUMULADO 5	6=(3+5)	7	8=(6-7)	9	10	(11=10/8)	12	13	(14=13/8)
3-1-2-03	Otros Gastos Generales	3,090,000.00	0.00	0.00	3,090,000.00	0.00	3,090,000.00	0.00	0.00	0.00	0.00	0.00	0.00
3-1-2-03-02	Impuestos, Tasas, Contribuciones, Derechos y Multas	3,090,000.00	0.00	0.00	3,090,000.00	0.00	3,090,000.00	0.00	0.00	0.00	0.00	0.00	0.00
3-3	INVERSIÓN	82,807,257,000.00	0.00	0.00	82,807,257,000.00	0.00	82,807,257,000.00	7,611,600,062.00	27,232,564,356.00	32.89	2,539,890,700.00	2,569,358,855.00	3.10
3-3-1	DIRECTA	80,672,213,000.00	0.00	0.00	80,672,213,000.00	0.00	80,672,213,000.00	7,611,600,062.00	27,232,564,356.00	33.76	2,539,890,700.00	2,569,358,855.00	3.18
3-3-1-15	Bogotá Mejor Para Todos	80,672,213,000.00	0.00	0.00	80,672,213,000.00	0.00	80,672,213,000.00	7,611,600,062.00	27,232,564,356.00	33.76	2,539,890,700.00	2,569,358,855.00	3.18
3-3-1-15-01	Pilar igualdad de calidad de vida	47,886,348,000.00	0.00	0.00	47,886,348,000.00	0.00	47,886,348,000.00	7,228,166,546.00	14,304,253,316.00	29.87	1,928,470,473.00	1,928,470,473.00	4.03
3-3-1-15-01-04	Familias protegidas y adaptadas al cambio climático	47,886,348,000.00	0.00	0.00	47,886,348,000.00	0.00	47,886,348,000.00	7,228,166,546.00	14,304,253,316.00	29.87	1,928,470,473.00	1,928,470,473.00	4.03
3-3-1-15-01-04-3075	Reasentamiento de hogares localizados en zonas de alto riesgo no mitigable	47,886,348,000.00	0.00	0.00	47,886,348,000.00	0.00	47,886,348,000.00	7,228,166,546.00	14,304,253,316.00	29.87	1,928,470,473.00	1,928,470,473.00	4.03
3-3-1-15-02	Pilar Democracia urbana	20,316,514,000.00	0.00	0.00	20,316,514,000.00	0.00	20,316,514,000.00	191,520,128.00	9,169,323,813.00	45.13	389,965,697.00	418,684,652.00	2.06
3-3-1-15-02-14	Intervenciones integrales del hábitat	20,316,514,000.00	0.00	0.00	20,316,514,000.00	0.00	20,316,514,000.00	191,520,128.00	9,169,323,813.00	45.13	389,965,697.00	418,684,652.00	2.06
3-3-1-15-02-14-0208	Mejoramiento de barrios	9,789,035,000.00	0.00	0.00	9,789,035,000.00	0.00	9,789,035,000.00	19,967,239.00	1,932,334,272.00	19.74	60,525,289.00	60,525,289.00	0.62
3-3-1-15-02-14-0471	Titulación de predios y gestión de urbanizaciones	7,077,136,000.00	0.00	0.00	7,077,136,000.00	0.00	7,077,136,000.00	70,432,934.00	5,033,185,284.00	71.12	173,377,494.00	173,377,494.00	2.45
3-3-1-15-02-14-7328	Mejoramiento de vivienda en sus condiciones físicas y de habitabilidad en los asentamientos humanos priorizados en área urbana y rural	3,450,343,000.00	0.00	0.00	3,450,343,000.00	0.00	3,450,343,000.00	101,119,955.00	2,203,804,257.00	63.87	156,062,914.00	184,781,869.00	5.36
3-3-1-15-07	Eje transversal Gobierno legítimo, fortalecimiento local y eficiencia	12,469,351,000.00	0.00	0.00	12,469,351,000.00	0.00	12,469,351,000.00	191,913,388.00	3,758,987,227.00	30.15	221,454,530.00	222,203,730.00	1.78
3-3-1-15-07-42	Transparencia, gestión pública y servicio a la ciudadanía	987,061,000.00	0.00	0.00	987,061,000.00	0.00	987,061,000.00	0.00	584,710,400.00	59.24	17,540,213.00	17,540,213.00	1.78
3-3-1-15-07-42-0943	Fortalecimiento institucional para la transparencia, participación ciudadana, control y responsabilidad social y anticorrupción	987,061,000.00	0.00	0.00	987,061,000.00	0.00	987,061,000.00	0.00	584,710,400.00	59.24	17,540,213.00	17,540,213.00	1.78
3-3-1-15-07-43	Modernización institucional	6,312,971,000.00	0.00	0.00	6,312,971,000.00	0.00	6,312,971,000.00	129,611,035.00	2,396,078,501.00	37.95	188,388,197.00	189,137,397.00	3.00
3-3-1-15-07-43-0404	Fortalecimiento institucional para aumentar la eficiencia de la gestión	6,312,971,000.00	0.00	0.00	6,312,971,000.00	0.00	6,312,971,000.00	129,611,035.00	2,396,078,501.00	37.95	188,388,197.00	189,137,397.00	3.00
3-3-1-15-07-44	Gobierno y ciudadanía digital	5,169,319,000.00	0.00	0.00	5,169,319,000.00	0.00	5,169,319,000.00	62,302,353.00	778,198,326.00	15.05	15,526,120.00	15,526,120.00	0.30
3-3-1-15-07-44-1174	Fortalecimiento de las tecnologías de información y la comunicación	5,169,319,000.00	0.00	0.00	5,169,319,000.00	0.00	5,169,319,000.00	62,302,353.00	778,198,326.00	15.05	15,526,120.00	15,526,120.00	0.30
3-3-4	PASIVOS EXIGIBLES	2,135,044,000.00	0.00	0.00	2,135,044,000.00	0.00	2,135,044,000.00	0.00	0.00	0.00	0.00	0.00	0.00

SISTEMA DE PRESUPUESTO DISTRITAL - PREDIS
EJECUCION PRESUPUESTO
INFORME DE EJECUCION DEL PRESUPUESTO DE GASTOS E INVERSIONES


07-03-2018

11:17

ENTIDAD: 208 - CAJA DE VIVIENDA POPULAR								MES: FEBRERO					
UNIDAD EJECUTORA: 01 - UNIDAD 01								VIGENCIA FISCAL: 2018					
RUBRO PRESUPUESTAL		APROPIACION						TOTAL COMPROMISOS		EJECUC. PRESUP.	AUTORIZACION DE GIRO		EJEC. AUT. GIRO %
CODIGO 1	NOMBRE 2	INICIAL 3	MODIFICACIONES		VIGENTE 6=(3+5)	SUSPENSION 7	DISPONIBLE 8=(6-7)	MES 9	ACUMULADO 10	{11=10/8}	AUTORIZACION DE GIRO		{14=13/8}
			MES 4	ACUMULADO 5							MES 12	ACUMULADO 13	
3-3-4-00	PASIVOS EXIGIBLES	2,135,044,000.00	0.00	0.00	2,135,044,000.00	0.00	2,135,044,000.00	0.00	0.00	0.00	0.00	0.00	0.00



AUDREY ALVAREZ BUSTOS
RESPONSABLE DEL PRESUPUESTO
CC No. 52324396 DE BOGOTA D.C.
Teléfono: 3494520



GUILLERMO ANDRES ARCILA HOYOS
DIRECTOR GENERAL (E)
CC No. 40012329 DE PEREIRA
Teléfono: 3494520

**SISTEMA DE PRESUPUESTO DISTRITAL - PREDIS
EJECUCION PRESUPUESTO
INFORME DE EJECUCION RESERVAS PRESUPUESTALES**

07-03-2018

11:18

ENTIDAD:	208 - CAJA DE VIVIENDA POPULAR	MES:	FEBRERO
UNIDAD EJECUTORA:	01 - UNIDAD 01	VIGENCIA FISCAL:	2018

CODIGO	DESCRIPCION	RESERVA CONSTITUIDA	ANULACIONES MES	ANULACIONES ACUMULADA	RESERVAS DEFINITIVAS	AUTORIZACION DE GIRO		EJECUCION AUTORIZ.GIRO %	RESERVA SIN AUT.GIRO
						MES	ACUMULADA		
3	GASTOS	24,323,815,283.00	273,984,143.00	285,677,525.00	24,036,137,738.00	3,091,720,938.00	5,860,320,917.00	24.38	18,177,816,821.00
3-1	GASTOS DE FUNCIONAMIENTO	582,401,437.00	0.00	0.00	582,401,437.00	174,133,731.00	261,452,720.00	44.89	320,948,717.00
3-1-1	SERVICIOS PERSONALES	288,676,730.00	0.00	0.00	288,676,730.00	93,690,000.00	178,612,064.00	61.87	110,064,666.00
3-1-1-02	SERVICIOS PERSONALES INDIRECTOS	288,676,730.00	0.00	0.00	288,676,730.00	93,690,000.00	178,612,064.00	61.87	110,064,666.00
3-1-1-02-03	Honorarios	245,346,729.00	0.00	0.00	245,346,729.00	72,454,999.00	135,282,083.00	55.14	110,064,666.00
3-1-1-02-03-01	Honorarios Entidad	245,346,729.00	0.00	0.00	245,346,729.00	72,454,999.00	135,282,083.00	55.14	110,064,666.00
3-1-1-02-04	Remuneración Servicios Técnicos	43,330,001.00	0.00	0.00	43,330,001.00	21,235,001.00	43,330,001.00	100.00	0.00
3-1-2	GASTOS GENERALES	293,724,707.00	0.00	0.00	293,724,707.00	60,443,731.00	82,840,656.00	28.20	210,884,051.00
3-1-2-01	Adquisición de Bienes	65,985,664.00	0.00	0.00	65,985,664.00	9,950,946.00	10,607,671.00	16.08	55,377,793.00
3-1-2-01-01	Dotación	11,989,815.00	0.00	0.00	11,989,815.00	0.00	0.00	0.00	11,989,815.00
3-1-2-01-02	Gastos de Computador	17,219,589.00	0.00	0.00	17,219,589.00	7,135,528.00	7,135,528.00	41.44	10,084,061.00
3-1-2-01-03	Combustibles, Lubricantes y Llantas	13,433,568.00	0.00	0.00	13,433,568.00	315,418.00	972,343.00	7.24	12,461,225.00
3-1-2-01-04	Materiales y Suministros	23,342,692.00	0.00	0.00	23,342,692.00	2,500,000.00	2,600,000.00	10.71	20,842,692.00
3-1-2-02	Adquisición de Servicios	227,739,043.00	0.00	0.00	227,739,043.00	70,492,785.00	72,232,785.00	31.72	155,506,258.00
3-1-2-02-03	Gastos de Transporte y Comunicación	53,905,460.00	0.00	0.00	53,905,460.00	16,413,458.00	16,413,458.00	30.45	37,491,992.00
3-1-2-02-05	Mantenimiento y Reparaciones	135,254,434.00	0.00	0.00	135,254,434.00	50,531,903.00	52,271,903.00	38.65	82,982,531.00
3-1-2-02-05-01	Manlenimiento Entidad	135,254,434.00	0.00	0.00	135,254,434.00	50,531,903.00	52,271,903.00	38.65	82,982,531.00
3-1-2-02-06	Seguros	2,392,465.00	0.00	0.00	2,392,465.00	0.00	0.00	0.00	2,392,465.00
3-1-2-02-06-01	Seguros Entidad	2,392,465.00	0.00	0.00	2,392,465.00	0.00	0.00	0.00	2,392,465.00
3-1-2-02-09	Capacitación	19,124,606.00	0.00	0.00	19,124,606.00	3,187,424.00	3,187,424.00	16.67	15,937,182.00
3-1-2-02-09-01	Capacitación interna	19,124,606.00	0.00	0.00	19,124,606.00	3,187,424.00	3,187,424.00	16.67	15,937,182.00

SISTEMA DE PRESUPUESTO DISTRITAL - PREDIS
EJECUCION PRESUPUESTO
INFORME DE EJECUCION RESERVAS PRESUPUESTALES

07-03-2018

11:18

ENTIDAD: 208 - CAJA DE VIVIENDA POPULAR								MES: FEBRERO		
UNIDAD EJECUTORA: 01 - UNIDAD 01								VIGENCIA FISCAL: 2018		
CODIGO	DESCRIPCION	RESERVA CONSTITUIDA	ANULACIONES MES	ANULACIONES ACUMULADA	RESERVAS DEFINITIVAS	AUTORIZACION DE GIRO		EJECUCION AUTORIZ. GIRO %	RESERVA SIN AUT. GIRO	
						MES	ACUMULADA			
3-1-2-02-10	Bienestar e Incentivos	7,060,088.00	0.00	0.00	7,060,088.00	0.00	0.00	0.00	7,060,088.00	
3-1-2-02-12	Salud Ocupacional	10,002,000.00	0.00	0.00	10,002,000.00	360,000.00	360,000.00	3.60	9,642,000.00	
3-3	INVERSIÓN	23,741,413,826.00	273,984,143.00	285,677,525.00	23,455,736,301.00	2,917,587,207.00	5,598,868,197.00	23.87	17,856,868,104.00	
3-3-1	DIRECTA	23,741,413,826.00	273,984,143.00	285,677,525.00	23,455,736,301.00	2,917,587,207.00	5,598,868,197.00	23.87	17,856,868,104.00	
3-3-1-15	Bogotá Mejor Para Todos	23,741,413,826.00	273,984,143.00	285,677,525.00	23,455,736,301.00	2,917,587,207.00	5,598,868,197.00	23.87	17,856,868,104.00	
3-3-1-15-01	Pilar igualdad de calidad de vida	7,170,943,425.00	273,984,143.00	280,777,525.00	6,890,165,900.00	1,376,218,484.00	2,260,640,741.00	32.81	4,629,525,159.00	
3-3-1-15-01-04	Familias protegidas y adaptadas al cambio climático	7,170,943,425.00	273,984,143.00	280,777,525.00	6,890,165,900.00	1,376,218,484.00	2,260,640,741.00	32.81	4,629,525,159.00	
3-3-1-15-01-04-3075	Reasentamiento de hogares localizados en zonas de alto riesgo no mitiga	7,170,943,425.00	273,984,143.00	280,777,525.00	6,890,165,900.00	1,376,218,484.00	2,260,640,741.00	32.81	4,629,525,159.00	
3-3-1-15-01-04-3075-110	Reducción de condiciones de amenaza y vulnerabilidad de los ciudadano	7,170,943,425.00	273,984,143.00	280,777,525.00	6,890,165,900.00	1,376,218,484.00	2,260,640,741.00	32.81	4,629,525,159.00	
3-3-1-15-02	Pilar Democracia urbana	12,374,257,498.00	0.00	0.00	12,374,257,498.00	882,813,328.00	1,939,006,655.00	15.67	10,435,250,843.00	
3-3-1-15-02-14	Intervenciones integrales del hábitat	12,374,257,498.00	0.00	0.00	12,374,257,498.00	882,813,328.00	1,939,006,655.00	15.67	10,435,250,843.00	
3-3-1-15-02-14-0208	Mejoramiento de barrios	10,289,120,294.00	0.00	0.00	10,289,120,294.00	222,510,112.00	762,948,567.00	7.42	9,526,171,727.00	
3-3-1-15-02-14-0208-134	Intervenciones integrales del hábitat	10,289,120,294.00	0.00	0.00	10,289,120,294.00	222,510,112.00	762,948,567.00	7.42	9,526,171,727.00	
3-3-1-15-02-14-0471	Titulación de predios y gestión de urbanizaciones	1,067,601,588.00	0.00	0.00	1,067,601,588.00	424,151,332.00	743,107,811.00	69.61	324,493,777.00	
3-3-1-15-02-14-0471-134	Intervenciones integrales del hábitat	1,067,601,588.00	0.00	0.00	1,067,601,588.00	424,151,332.00	743,107,811.00	69.61	324,493,777.00	
3-3-1-15-02-14-7328	Mejoramiento de vivienda en sus condiciones físicas y de habitabilidad er	1,017,535,616.00	0.00	0.00	1,017,535,616.00	236,151,884.00	432,950,277.00	42.55	584,585,339.00	
3-3-1-15-02-14-7328-134	Intervenciones integrales del hábitat	1,017,535,616.00	0.00	0.00	1,017,535,616.00	236,151,884.00	432,950,277.00	42.55	584,585,339.00	
3-3-1-15-07	Eje transversal Gobierno legítimo, fortalecimiento local y eficiencia	4,196,212,903.00	0.00	4,900,000.00	4,191,312,903.00	658,555,395.00	1,399,220,801.00	33.38	2,792,092,102.00	
3-3-1-15-07-42	Transparencia, gestión pública y servicio a la ciudadanía	89,218,339.00	0.00	4,900,000.00	84,318,339.00	49,245,006.00	74,488,339.00	88.34	9,830,000.00	
3-3-1-15-07-42-0943	Fortalecimiento institucional para la transparencia, participación ciudadan	89,218,339.00	0.00	4,900,000.00	84,318,339.00	49,245,006.00	74,488,339.00	88.34	9,830,000.00	
3-3-1-15-07-42-0943-185	Fortalecimiento a la gestión pública efectiva y eficiente	89,218,339.00	0.00	4,900,000.00	84,318,339.00	49,245,006.00	74,488,339.00	88.34	9,830,000.00	

MALBAD

PRE_REPORTE_VEUM

Pág. 2 de 3
 PRE_RESERVA_EJECUCION_TIPO2


Vss: 3


**SISTEMA DE PRESUPUESTO DISTRITAL - PREDIS
EJECUCION PRESUPUESTO
INFORME DE EJECUCION RESERVAS PRESUPUESTALES**

07-03-2018
11:18

ENTIDAD:	208 - CAJA DE VIVIENDA POPULAR	MES:	FEBRERO
UNIDAD EJECUTORA:	01 - UNIDAD 01	VIGENCIA FISCAL:	2018

CODIGO	DESCRIPCION	RESERVA CONSTITUIDA	ANULACIONES MES	ANULACIONES ACUMULADA	RESERVAS DEFINITIVAS	AUTORIZACION DE GIRO		EJECUCION AUTORIZ.GIRO %	RESERVA SIN AUT.GIRO
						MES	ACUMULADA		
3-3-1-15-07-43	Modernización institucional	2,831,816,977.00	0.00	0.00	2,831,816,977.00	457,494,360.00	883,455,199.00	31.20	1,948,361,778.00
3-3-1-15-07-43-0404	Fortalecimiento institucional para aumentar la eficiencia de la gestión	2,831,816,977.00	0.00	0.00	2,831,816,977.00	457,494,360.00	883,455,199.00	31.20	1,948,361,778.00
3-3-1-15-07-43-0404-189	Modernización administrativa	2,831,816,977.00	0.00	0.00	2,831,816,977.00	457,494,360.00	883,455,199.00	31.20	1,948,361,778.00
3-3-1-15-07-44	Gobierno y ciudadanía digital	1,275,177,587.00	0.00	0.00	1,275,177,587.00	151,816,029.00	441,277,263.00	34.61	833,900,324.00
3-3-1-15-07-44-1174	Fortalecimiento de las tecnologías de información y la comunicación	1,275,177,587.00	0.00	0.00	1,275,177,587.00	151,816,029.00	441,277,263.00	34.61	833,900,324.00
3-3-1-15-07-44-1174-192	Fortalecimiento institucional a través del uso de TIC	1,275,177,587.00	0.00	0.00	1,275,177,587.00	151,816,029.00	441,277,263.00	34.61	833,900,324.00


AUDREY ALVAREZ BUSTOS
 RESPONSABLE DEL PRESUPUESTO
 CC No. 52324396 DE BOGOTA D.C.
 Teléfono: 3494520


GUILLERMO ANDRÉS ARCILA HOYOS
 ORDENADOR DEL GASTO
 CC No. 10012329 DE PEREIRA
 Teléfono: 3494520

RESERVAS PRESUPUESTALES

Presupuesto de Rentas e Ingresos

Entidad

CAJA DE LA VIVIENDA POPULAR

FECHA

28 DE FEBRERO DE 2018


 ALCALDÍA MAYOR
 DE BOGOTÁ D.C.
 HABITAT
 Caja de Vivienda Popular

Código	Concepto	Recursos que respaldan las Reservas Constituidas ^{1/}	Modificaciones ^{2/}	Recursos que respaldan las Reservas Definitivas ^{3/}	Recaudo Mes	Recaudo Acumulado	% Ejec.
2-4	Recursos de Capital	649.279.552	0	649.279.552	115.025.295	169.129.294	26,0%
2-4-1	Recursos del Balance	649.279.552	0	649.279.552	115.025.295	169.129.294	
2-4-1-05	Recursos Reservas	649.279.552	0	649.279.552	115.025.295	169.129.294	
TOTAL		649.279.552	0	649.279.552	115.025.295	169.129.294	26,0%
2-2-4	Aportes Distrito	23.674.535.711	285.677.525	23.388.858.186	2.976.695.643	5.691.191.623	24,3%
2-2-4-01	Aporte Ordinario			0			
2-2-4-02	Vigencia Anterior	23.674.535.711	285.677.525	23.388.858.186	2.976.695.643	5.691.191.623	24,3%
2-2-4-01-02	Reservas	23.674.535.711	285.677.525	23.388.858.186	2.976.695.643	5.691.191.623	24,3%
2-2-4-01-02-01	Reservas SGP Salud						
2-2-4-01-04	Reservas SGP Propósito General						
2-2-4-01-05	IVA Cedido de Licores						
2-2-4-01-06	IVA Telefonía Móvil						
TOTAL		23.674.535.711	285.677.525	23.388.858.186	2.976.695.643	5.691.191.623	24,3%
TOTAL RECURSOS FINANCIACIÓN RESERVAS		24.323.815.263	285.677.525	24.038.137.738	3.091.720.938	5.860.320.917	24,4%

AUDREY ALVAREZ BUSTOS

Responsable de Presupuesto

GUILLERMO ANDRÉS ARCILA HOYOS

Ordenador del Gasto (E)

1, 2 y 3/ Los datos deben coincidir con el Informe de Ejecución de Reservas Presupuestales del sistema PREDIS

Elaboró: Daniel Carreño Tovar

Técnico Operativo Presupuesto-Subdirección Financiera

Revisó: Audrey Alvarez Bustos

Subdirectora Financiera

 Calle 24 N. 13 35
 Bogotá D.C. 110031, Bogotá D.C.
 Fax: 370 2424
 www.caja.gov.co
 www.caja.gov.co