


**SISTEMA DE PRESUPUESTO DISTRITAL - PREDIS
EJECUCION PRESUPUESTAL
SECRETARIA DE HACIENDA - DIRECCION DISTRITAL DE PRESUPUESTO
EJECUCION DE PRESUPUESTO RENTAS E INGRESOS**

07-03-2017

12:06

ENTIDAD:		208 - CAJA DE VIVIENDA POPULAR		MES:		FEBRERO		VIGENCIA FISCAL:		2017	
UNIDAD EJECUTORA:		01 - UNIDAD 01		RUBRO PRESUPUESTAL		PRESUPUESTO		RECAUDOS		EJECUCION PRESUP. %	
CODIGO.		NOMBRE		MODIFICACIONES		PRESUPUESTO DEFINITIVO		RECAUDOS		RECURSOS RESERVAS	
1	2	3	4	5	6 = 3 + 5	7	8	9 = 8 / 6	10 = 6 - 8	11	12 = 8 + 11
2	INGRESOS	8,206,995,000.00	910,200,000.00	910,200,000.00	9,117,195,000.00	985,030,377.00	8,482,545,885.00	93.04	634,649,115.00	0.00	8,482,545,885.00
2-1	INGRESOS CORRIENTES	660,000,000.00	910,200,000.00	910,200,000.00	1,570,200,000.00	985,300,421.00	1,017,858,658.00	64.82	592,341,342.00	0.00	1,017,858,658.00
2-1-2	NO TRIBUTARIOS	860,000,000.00	910,200,000.00	910,200,000.00	1,570,200,000.00	965,300,421.00	1,017,858,658.00	64.82	552,341,342.00	0.00	1,017,858,658.00
2-1-2-04	Rentas Contractuales	561,000,000.00	910,200,000.00	910,200,000.00	1,471,200,000.00	965,300,421.00	1,014,172,899.00	68.94	457,027,101.00	0.00	1,014,172,899.00
2-1-2-04-04	Cartera Hipotecaria	561,000,000.00	0.00	0.00	561,000,000.00	55,100,421.00	103,972,899.00	18.53	457,027,101.00	0.00	103,972,899.00
2-1-2-04-04-03	Amortización Cartera CVP	561,000,000.00	0.00	0.00	561,000,000.00	55,100,421.00	103,972,899.00	18.53	457,027,101.00	0.00	103,972,899.00
2-1-2-04-99	Otras Rentas Contractuales	0.00	910,200,000.00	910,200,000.00	910,200,000.00	910,200,000.00	910,200,000.00	100.00	0.00	0.00	910,200,000.00
2-1-2-99	Otros Ingresos No Tributarios	99,000,000.00	0.00	0.00	99,000,000.00	0.00	3,685,759.00	3.72	95,314,241.00	0.00	3,685,759.00
2-4	RECURSOS DE CAPITAL	7,546,995,000.00	0.00	0.00	7,546,995,000.00	19,729,956.00	7,464,687,227.00	98.91	82,307,773.00	0.00	7,464,687,227.00
2-4-1	RECURSOS DEL BALANCE	7,426,995,000.00	0.00	0.00	7,426,995,000.00	0.00	7,426,995,000.00	100.00	0.00	0.00	7,426,995,000.00
2-4-1-06	Recursos Pasivos Exigibles	7,308,446,000.00	0.00	0.00	7,308,446,000.00	0.00	7,308,446,000.00	100.00	0.00	0.00	7,308,446,000.00
2-4-1-08	Otros Recursos del Balance	118,549,000.00	0.00	0.00	118,549,000.00	0.00	118,549,000.00	100.00	0.00	0.00	118,549,000.00
2-4-1-08-02	Otros Recursos del Balance de Libre Destinación	118,549,000.00	0.00	0.00	118,549,000.00	0.00	118,549,000.00	100.00	0.00	0.00	118,549,000.00
2-4-3	RENDIMIENTOS POR OPERACIONES FINANCIERAS	120,000,000.00	0.00	0.00	120,000,000.00	19,729,956.00	37,692,227.00	31.41	82,307,773.00	0.00	37,692,227.00
2-4-3-02	Rendimientos Provenientes de Recursos de Libre Destinación	120,000,000.00	0.00	0.00	120,000,000.00	19,729,956.00	37,692,227.00	31.41	82,307,773.00	0.00	37,692,227.00
TOTAL RENTAS E INGRESOS		8,206,995,000.00	910,200,000.00	910,200,000.00	9,117,195,000.00	985,030,377.00	8,482,545,885.00	93.04	634,649,115.00	0.00	8,482,545,885.00
Transferencias											
RUBRO PRESUPUESTAL		PRESUPUESTO		MODIFICACIONES		PRESUPUESTO DEFINITIVO		RECAUDOS		EJECUCION PRESUP. %	
1	2	3	4	5	6 = 3 + 5	7	8	9 = 8 / 6	10 = 6 - 8	11	12 = 8 + 11
2-2-4	ADMINISTRACIÓN CENTRAL	70,444,868,000.00	0.00	0.00	70,444,868,000.00	816,654,665.00	1,300,200,689.00	1.85	69,144,667,311.00	0.00	1,300,200,689.00
2-2-4-01	Aporte Ordinario	70,444,868,000.00	0.00	0.00	70,444,868,000.00	816,654,665.00	1,300,200,689.00	1.85	69,144,667,311.00	0.00	1,300,200,689.00
2-2-4-01-01	Vigencia	70,444,868,000.00	0.00	0.00	70,444,868,000.00	816,654,665.00	1,300,200,689.00	1.85	69,144,667,311.00	0.00	1,300,200,689.00
TOTAL TRANSFERENCIAS		70,444,868,000.00	0.00	0.00	70,444,868,000.00	816,654,665.00	1,300,200,689.00	1.85	69,144,667,311.00	0.00	1,300,200,689.00
TOTAL RENTAS E INGRESOS		78,651,863,000.00	910,200,000.00	910,200,000.00	79,562,063,000.00	1,801,685,042.00	9,782,746,574.00	12.30	69,779,316,426.00	0.00	9,782,746,574.00


AUDREY ALVAREZ BUSTOS
RESPONSABLE DEL PRESUPUESTO


GERMAN ALBERTO BAHAMON JARAMILLO
ORDENADOR DEL GASTO

SISTEMA DE PRESUPUESTO DISTRITAL - PREDIS
EJECUCION PRESUPUESTO
INFORME DE EJECUCION DEL PRESUPUESTO DE GASTOS E INVERSIONES

07-03-2017

09:50

ENTIDAD: 208 - CAJA DE VIVIENDA POPULAR		MES: FEBRERO											
UNIDAD EJECUTORA: 01 - UNIDAD 01		VIGENCIA FISCAL: 2017											
RUBRO PRESUPUESTAL		APROPIACION						TOTAL COMPROMISOS		EJECUC. PRESUP. (11=10/8)	AUTORIZACION DE GIRO		EJEC. AUT. GIRO % (14=13/8)
CODIGO	NOMBRE	INICIAL	MODIFICACIONES		VIGENTE	SUSPENSION	DISPONIBLE	MES	ACUMULADO		MES	ACUMULADO	
1	2	3	MES 4	ACUMULADO 5	6=(3+5)	7	8=(6-7)	9	10	12	13	14=13/8	
3	GASTOS	78,651,863,000.00	910,200,000.00	910,200,000.00	79,562,063,000.00	0.00	79,562,063,000.00	8,529,525,115.00	9,558,730,654.00	12.01	957,197,952.00	1,437,123,288.00	1.81
3-1	GASTOS DE FUNCIONAMIENTO	10,279,839,000.00	0.00	0.00	10,279,839,000.00	0.00	10,279,839,000.00	2,308,629,799.00	2,852,322,879.00	27.75	642,248,467.00	1,119,298,721.00	10.89
3-1-1	SERVICIOS PERSONALES	8,714,602,000.00	0.00	0.00	8,714,602,000.00	0.00	8,714,602,000.00	2,091,250,885.00	2,593,445,325.00	29.76	622,812,885.00	1,076,107,899.00	12.35
3-1-1-01	SERVICIOS PERSONALES ASOCIADOS A LA NOMINA	4,908,798,000.00	0.00	0.00	4,908,798,000.00	0.00	4,908,798,000.00	286,226,930.00	584,406,662.00	11.91	286,226,930.00	584,406,662.00	11.91
3-1-1-01-01	Sueldos Personal de Nómina	2,505,834,000.00	0.00	0.00	2,505,834,000.00	0.00	2,505,834,000.00	175,363,240.00	341,744,046.00	13.64	175,363,240.00	341,744,046.00	13.64
3-1-1-01-04	Gastos de Representación	383,734,000.00	0.00	0.00	383,734,000.00	0.00	383,734,000.00	31,002,648.00	61,587,170.00	16.05	31,002,648.00	61,587,170.00	16.05
3-1-1-01-05	Horas Extras, Dominicales, Festivos, Recargo Nocturno y Trabajo Suplementario	17,949,000.00	0.00	0.00	17,949,000.00	0.00	17,949,000.00	791,062.00	791,062.00	4.41	791,062.00	791,062.00	4.41
3-1-1-01-06	Auxilio de Transporte	20,140,000.00	0.00	0.00	20,140,000.00	0.00	20,140,000.00	1,574,118.00	2,719,534.00	13.50	1,574,118.00	2,719,534.00	13.50
3-1-1-01-07	Subsidio de Alimentación	13,900,000.00	0.00	0.00	13,900,000.00	0.00	13,900,000.00	2,986,609.00	5,027,606.00	36.17	2,986,609.00	5,027,606.00	36.17
3-1-1-01-08	Bonificación por Servicios Prestados	84,861,000.00	0.00	0.00	84,861,000.00	0.00	84,861,000.00	14,863,202.00	17,862,788.00	21.05	14,863,202.00	17,862,788.00	21.05
3-1-1-01-11	Prima Semestral	73,484,000.00	0.00	0.00	73,484,000.00	0.00	73,484,000.00	0.00	0.00	0.00	0.00	0.00	0.00
3-1-1-01-12	Prima de Servicios	334,745,000.00	0.00	0.00	334,745,000.00	0.00	334,745,000.00	0.00	0.00	0.00	0.00	0.00	0.00
3-1-1-01-13	Prima de Navidad	370,199,000.00	-1,965,184.00	-1,965,184.00	368,233,816.00	0.00	368,233,816.00	0.00	167,767.00	0.05	0.00	167,767.00	0.05
3-1-1-01-14	Prima de Vacaciones	177,697,000.00	0.00	0.00	177,697,000.00	0.00	177,697,000.00	0.00	35,499.00	0.02	0.00	35,499.00	0.02
3-1-1-01-15	Prima Técnica	768,453,000.00	0.00	0.00	768,453,000.00	0.00	768,453,000.00	54,735,152.00	110,264,942.00	14.35	54,735,152.00	110,264,942.00	14.35
3-1-1-01-16	Prima de Antigüedad	76,583,000.00	0.00	0.00	76,583,000.00	0.00	76,583,000.00	4,694,482.00	8,731,890.00	11.40	4,694,482.00	8,731,890.00	11.40
3-1-1-01-17	Prima Secretarial	3,037,000.00	0.00	0.00	3,037,000.00	0.00	3,037,000.00	216,417.00	358,807.00	11.81	216,417.00	358,807.00	11.81
3-1-1-01-21	Vacaciones en Dinero	0.00	1,965,184.00	1,965,184.00	1,965,184.00	0.00	1,965,184.00	0.00	0.00	0.00	0.00	0.00	0.00
3-1-1-01-25	Convenciones Colectivas o Convenios	15,103,000.00	0.00	0.00	15,103,000.00	0.00	15,103,000.00	0.00	0.00	0.00	0.00	0.00	0.00
3-1-1-01-25-03	Quinquenio	15,103,000.00	0.00	0.00	15,103,000.00	0.00	15,103,000.00	0.00	0.00	0.00	0.00	0.00	0.00
3-1-1-01-26	Bonificación Especial de Recreación	13,919,000.00	0.00	0.00	13,919,000.00	0.00	13,919,000.00	0.00	9,990.00	0.07	0.00	9,990.00	0.07
3-1-1-01-28	Reconocimiento por Permanencia en el Servicio Público	49,160,000.00	0.00	0.00	49,160,000.00	0.00	49,160,000.00	0.00	35,105,559.00	71.41	0.00	35,105,559.00	71.41
3-1-1-02	SERVICIOS PERSONALES INDIRECTOS	2,148,000,000.00	0.00	0.00	2,148,000,000.00	0.00	2,148,000,000.00	1,468,438,000.00	1,517,337,428.00	70.64	0.00	0.00	0.00
3-1-1-02-03	Honorarios	1,500,000,000.00	0.00	0.00	1,500,000,000.00	0.00	1,500,000,000.00	1,024,530,000.00	1,073,429,426.00	71.56	0.00	0.00	0.00
3-1-1-02-03-01	Honorarios Entidad	1,500,000,000.00	0.00	0.00	1,500,000,000.00	0.00	1,500,000,000.00	1,024,530,000.00	1,073,429,426.00	71.56	0.00	0.00	0.00
3-1-1-02-04	Remuneración Servicios Técnicos	550,000,000.00	0.00	0.00	550,000,000.00	0.00	550,000,000.00	443,908,000.00	443,908,000.00	80.71	0.00	0.00	0.00
3-1-1-02-99	Otros Gastos de Personal	98,000,000.00	0.00	0.00	98,000,000.00	0.00	98,000,000.00	0.00	0.00	0.00	0.00	0.00	0.00
3-1-1-03	APORTES PATRONALES AL SECTOR PRIVADO Y PÚBLICO	1,657,804,000.00	0.00	0.00	1,657,804,000.00	0.00	1,657,804,000.00	336,585,955.00	491,701,237.00	29.66	336,585,955.00	491,701,237.00	29.66
3-1-1-03-01	Aportes Patronales Sector Privado	954,634,000.00	0.00	0.00	954,634,000.00	0.00	954,634,000.00	161,952,916.00	244,836,746.00	25.65	161,952,916.00	244,836,746.00	25.65

SISTEMA DE PRESUPUESTO DISTRITAL - PREDIS
EJECUCION PRESUPUESTO
INFORME DE EJECUCION DEL PRESUPUESTO DE GASTOS E INVERSIONES

07-03-2017

09:50

ENTIDAD: 208 - CAJA DE VIVIENDA POPULAR		MES: FEBRERO											
UNIDAD EJECUTORA: 01 - UNIDAD 01		VIGENCIA FISCAL: 2017											
RUBRO PRESUPUESTAL		APROPIACION						TOTAL COMPROMISOS		EJECUC. PRESUP.	AUTORIZACION DE GIRO		EJEC. AUT. GIRO %
CODIGO	NOMBRE	INICIAL	MODIFICACIONES		VIGENTE	SUSPENSION	DISPONIBLE	MES	ACUMULADO	(11=10/8)	MES	ACUMULADO	(14=13/8)
			MES	ACUMULADO									
1	2	3	4	5	6=(3+5)	7	8=(6-7)	9	10		12	13	
3-1-1-03-01-01	Cesantías Fondos Privados	170,848,000.00	0.00	0.00	170,848,000.00	0.00	170,848,000.00	105,803,503.00	117,123,355.00	68.55	105,803,503.00	117,123,355.00	68.55
3-1-1-03-01-02	Pensiones Fondos Privados	259,693,000.00	0.00	0.00	259,693,000.00	0.00	259,693,000.00	19,336,660.00	38,009,985.00	14.64	19,336,660.00	38,009,985.00	14.64
3-1-1-03-01-03	Salud EPS Privadas	326,440,000.00	0.00	0.00	326,440,000.00	0.00	326,440,000.00	23,687,980.00	48,297,485.00	14.80	23,687,980.00	48,297,485.00	14.80
3-1-1-03-01-04	Riesgos Profesionales Sector Privado	20,043,000.00	0.00	0.00	20,043,000.00	0.00	20,043,000.00	2,049,800.00	4,545,872.00	22.68	2,049,800.00	4,545,872.00	22.68
3-1-1-03-01-05	Caja de Compensación	177,610,000.00	0.00	0.00	177,610,000.00	0.00	177,610,000.00	11,074,973.00	36,860,049.00	20.75	11,074,973.00	36,860,049.00	20.75
3-1-1-03-02	Aportes Patronales Sector Público	703,170,000.00	0.00	0.00	703,170,000.00	0.00	703,170,000.00	174,633,039.00	246,864,491.00	35.11	174,633,039.00	246,864,491.00	35.11
3-1-1-03-02-01	Cesantías Fondos Públicos	280,000,000.00	0.00	0.00	280,000,000.00	0.00	280,000,000.00	146,682,869.00	170,612,191.00	60.93	146,682,869.00	170,612,191.00	60.93
3-1-1-03-02-02	Pensiones Fondos Públicos	201,163,000.00	0.00	0.00	201,163,000.00	0.00	201,163,000.00	14,106,420.00	30,177,200.00	15.00	14,106,420.00	30,177,200.00	15.00
3-1-1-03-02-06	ICBF	133,204,000.00	0.00	0.00	133,204,000.00	0.00	133,204,000.00	8,306,250.00	27,645,060.00	20.75	8,306,250.00	27,645,060.00	20.75
3-1-1-03-02-07	SENA	88,803,000.00	0.00	0.00	88,803,000.00	0.00	88,803,000.00	5,537,500.00	18,430,040.00	20.75	5,537,500.00	18,430,040.00	20.75
3-1-2	GASTOS GENERALES	1,565,237,000.00	0.00	0.00	1,565,237,000.00	0.00	1,565,237,000.00	217,378,914.00	258,877,554.00	16.54	19,435,582.00	43,190,822.00	2.76
3-1-2-01	Adquisición de Bienes	112,013,000.00	0.00	0.00	112,013,000.00	0.00	112,013,000.00	120,225.00	120,225.00	0.11	120,225.00	120,225.00	0.11
3-1-2-01-01	Dotación	23,313,000.00	0.00	0.00	23,313,000.00	0.00	23,313,000.00	0.00	0.00	0.00	0.00	0.00	0.00
3-1-2-01-02	Gastos de Computador	36,800,000.00	0.00	0.00	36,800,000.00	0.00	36,800,000.00	0.00	0.00	0.00	0.00	0.00	0.00
3-1-2-01-03	Combustibles, Lubricantes y Llantas	15,900,000.00	0.00	0.00	15,900,000.00	0.00	15,900,000.00	0.00	0.00	0.00	0.00	0.00	0.00
3-1-2-01-04	Materiales y Suministros	36,000,000.00	0.00	0.00	36,000,000.00	0.00	36,000,000.00	120,225.00	120,225.00	0.33	120,225.00	120,225.00	0.33
3-1-2-02	Adquisición de Servicios	1,450,224,000.00	0.00	0.00	1,450,224,000.00	0.00	1,450,224,000.00	217,145,984.00	258,644,624.00	17.83	19,202,652.00	42,957,892.00	2.96
3-1-2-02-03	Gastos de Transporte y Comunicación	122,000,000.00	0.00	0.00	122,000,000.00	0.00	122,000,000.00	616,845.00	2,127,840.00	1.74	1,360,245.00	2,127,840.00	1.74
3-1-2-02-04	Impresos y Publicaciones	41,200,000.00	0.00	0.00	41,200,000.00	0.00	41,200,000.00	25,119.00	25,119.00	0.06	25,119.00	25,119.00	0.06
3-1-2-02-05	Mantenimiento y Reparaciones	603,700,000.00	0.00	0.00	603,700,000.00	0.00	603,700,000.00	192,384,035.00	209,384,035.00	34.68	197,303.00	197,303.00	0.03
3-1-2-02-05-01	Mantenimiento Entidad	603,700,000.00	0.00	0.00	603,700,000.00	0.00	603,700,000.00	192,384,035.00	209,384,035.00	34.68	197,303.00	197,303.00	0.03
3-1-2-02-06	Seguros	263,000,000.00	0.00	0.00	263,000,000.00	0.00	263,000,000.00	5,000,000.00	5,000,000.00	1.90	0.00	0.00	0.00
3-1-2-02-06-01	Seguros Entidad	263,000,000.00	0.00	0.00	263,000,000.00	0.00	263,000,000.00	5,000,000.00	5,000,000.00	1.90	0.00	0.00	0.00
3-1-2-02-08	Servicios Públicos	275,200,000.00	0.00	0.00	275,200,000.00	0.00	275,200,000.00	17,619,985.00	40,607,630.00	14.76	17,619,985.00	40,607,630.00	14.76
3-1-2-02-08-01	Energía	150,000,000.00	0.00	0.00	150,000,000.00	0.00	150,000,000.00	12,156,620.00	26,153,850.00	17.44	12,156,620.00	26,153,850.00	17.44
3-1-2-02-08-02	Acueducto y Alcantarillado	22,200,000.00	0.00	0.00	22,200,000.00	0.00	22,200,000.00	0.00	2,357,990.00	10.62	0.00	2,357,990.00	10.62
3-1-2-02-08-03	Aseo	11,800,000.00	0.00	0.00	11,800,000.00	0.00	11,800,000.00	0.00	1,526,790.00	12.94	0.00	1,526,790.00	12.94
3-1-2-02-08-04	Teléfono	91,200,000.00	0.00	0.00	91,200,000.00	0.00	91,200,000.00	5,463,365.00	10,569,000.00	11.59	5,463,365.00	10,569,000.00	11.59
3-1-2-02-09	Capacitación	34,200,000.00	0.00	0.00	34,200,000.00	0.00	34,200,000.00	0.00	0.00	0.00	0.00	0.00	0.00
3-1-2-02-09-01	Capacitación Interna	34,200,000.00	0.00	0.00	34,200,000.00	0.00	34,200,000.00	0.00	0.00	0.00	0.00	0.00	0.00
3-1-2-02-10	Bienestar e Incentivos	71,017,000.00	0.00	0.00	71,017,000.00	0.00	71,017,000.00	0.00	0.00	0.00	0.00	0.00	0.00
3-1-2-02-12	Salud Ocupacional	39,907,000.00	0.00	0.00	39,907,000.00	0.00	39,907,000.00	1,500,000.00	1,500,000.00	3.76	0.00	0.00	0.00
3-1-2-03	Otros Gastos Generales	3,000,000.00	0.00	0.00	3,000,000.00	0.00	3,000,000.00	112,705.00	112,705.00	3.76	112,705.00	112,705.00	3.76

SISTEMA DE PRESUPUESTO DISTRITAL - PREDIS
EJECUCION PRESUPUESTO
INFORME DE EJECUCION DEL PRESUPUESTO DE GASTOS E INVERSIONES

07-03-2017
09:50


ENTIDAD: 208 - CAJA DE VIVIENDA POPULAR								MES: FEBRERO					
UNIDAD EJECUTORA: 01 - UNIDAD 01								VIGENCIA FISCAL: 2017					
RUBRO PRESUPUESTAL		APROPIACION						TOTAL COMPROMISOS		EJECUC. PRESUP.	AUTORIZACION DE GIRO		EJEC. AUT. GIRO %
CODIGO	NOMBRE	INICIAL	MODIFICACIONES		VIGENTE	SUSPENSION	DISPONIBLE	MES	ACUMULADO	[11=10/6]	MES	ACUMULADO	[14=13/6]
1	2	3	MES 4	ACUMULADO 5	6=(3+5)	7	8=(6-7)	9	10	[11=10/6]	12	13	[14=13/6]
3-1-2-03-02	Impuestos, Tasas, Contribuciones, Derechos y Multas	3,000,000.00	0.00	0.00	3,000,000.00	0.00	3,000,000.00	112,705.00	112,705.00	3.76	112,705.00	112,705.00	3.76
3-3	INVERSIÓN	68,372,024,000.00	910,200,000.00	910,200,000.00	69,282,224,000.00	0.00	69,282,224,000.00	6,220,895,316.00	6,706,407,775.00	9.68	314,949,485.00	317,824,567.00	0.46
3-3-1	DIRECTA	61,063,578,000.00	910,200,000.00	910,200,000.00	61,973,778,000.00	0.00	61,973,778,000.00	6,080,352,029.00	6,565,864,488.00	10.59	174,406,198.00	177,281,280.00	0.29
3-3-1-15	Bogotá Mejor Para Todos	61,063,578,000.00	910,200,000.00	910,200,000.00	61,973,778,000.00	0.00	61,973,778,000.00	6,080,352,029.00	6,565,864,488.00	10.59	174,406,198.00	177,281,280.00	0.29
3-3-1-15-01	Pilar Igualdad de calidad de vida	31,964,260,000.00	0.00	0.00	31,964,260,000.00	0.00	31,964,260,000.00	3,339,110,170.00	3,600,896,669.00	10.95	166,123,352.00	166,123,352.00	0.52
3-3-1-15-01-04	Familias protegidas y adaptadas al cambio climático	31,964,260,000.00	0.00	0.00	31,964,260,000.00	0.00	31,964,260,000.00	3,339,110,170.00	3,500,896,669.00	10.95	166,123,352.00	166,123,352.00	0.52
3-3-1-15-01-04-3075	Reasentamiento de hogares localizados en zonas de alto riesgo no mitigable	31,964,260,000.00	0.00	0.00	31,964,260,000.00	0.00	31,964,260,000.00	3,339,110,170.00	3,500,896,669.00	10.95	166,123,352.00	166,123,352.00	0.52
3-3-1-15-02	Pilar Democracia urbana	18,709,002,000.00	910,200,000.00	910,200,000.00	19,619,202,000.00	0.00	19,619,202,000.00	1,756,082,458.00	1,870,981,883.00	9.54	3,527,600.00	3,527,600.00	0.02
3-3-1-15-02-14	Intervenciones integrales del hábitat	18,709,002,000.00	910,200,000.00	910,200,000.00	19,619,202,000.00	0.00	19,619,202,000.00	1,756,082,458.00	1,870,981,883.00	9.54	3,527,600.00	3,527,600.00	0.02
3-3-1-15-02-14-0208	Mejoramiento de barrios	9,171,052,000.00	0.00	0.00	9,171,052,000.00	0.00	9,171,052,000.00	1,172,066,458.00	1,172,066,458.00	12.78	1,671,600.00	1,671,600.00	0.02
3-3-1-15-02-14-0471	Titulación de predios y gestión de urbanizaciones	6,542,404,000.00	0.00	0.00	6,542,404,000.00	0.00	6,542,404,000.00	337,686,000.00	452,595,425.00	6.92	1,856,000.00	1,856,000.00	0.03
3-3-1-15-02-14-7328	Mejoramiento de vivienda en sus condiciones físicas y de habitabilidad en los asentamientos humanos priorizados en área urbana y rural	2,995,546,000.00	910,200,000.00	910,200,000.00	3,905,746,000.00	0.00	3,905,746,000.00	246,330,000.00	246,330,000.00	6.31	0.00	0.00	0.00
3-3-1-15-07	Eje transversal Gobierno legítimo, fortalecimiento local y eficiencia	10,390,316,000.00	0.00	0.00	10,390,316,000.00	0.00	10,390,316,000.00	985,159,401.00	1,193,985,936.00	11.49	4,755,246.00	7,630,328.00	0.07
3-3-1-15-07-42	Transparencia, gestión pública y servicio a la ciudadanía	509,690,000.00	0.00	0.00	509,690,000.00	0.00	509,690,000.00	86,850,000.00	163,850,000.00	32.15	0.00	0.00	0.00
3-3-1-15-07-42-0943	Fortalecimiento institucional para la transparencia, participación ciudadana, control y responsabilidad social y anticorrupción	509,690,000.00	0.00	0.00	509,690,000.00	0.00	509,690,000.00	86,850,000.00	163,850,000.00	32.15	0.00	0.00	0.00
3-3-1-15-07-43	Modernización institucional	6,987,694,000.00	0.00	0.00	6,987,694,000.00	0.00	6,987,694,000.00	769,164,833.00	900,991,368.00	12.89	4,755,246.00	7,630,328.00	0.11
3-3-1-15-07-43-0404	Fortalecimiento institucional para aumentar la eficiencia de la gestión	6,987,694,000.00	0.00	0.00	6,987,694,000.00	0.00	6,987,694,000.00	769,164,833.00	900,991,368.00	12.89	4,755,246.00	7,630,328.00	0.11
3-3-1-15-07-44	Gobierno y ciudadanía digital	2,892,932,000.00	0.00	0.00	2,892,932,000.00	0.00	2,892,932,000.00	129,144,568.00	129,144,568.00	4.46	0.00	0.00	0.00
3-3-1-15-07-44-1174	Fortalecimiento de las tecnologías de información y la comunicación	2,892,932,000.00	0.00	0.00	2,892,932,000.00	0.00	2,892,932,000.00	129,144,568.00	129,144,568.00	4.46	0.00	0.00	0.00
3-3-4	PASIVOS EXIGIBLES	7,308,446,000.00	0.00	0.00	7,308,446,000.00	0.00	7,308,446,000.00	140,543,287.00	140,543,287.00	1.92	140,543,287.00	140,543,287.00	1.92
		7,308,446,000.00	0.00	0.00	7,308,446,000.00	0.00	7,308,446,000.00	140,543,287.00	140,543,287.00	1.92	140,543,287.00	140,543,287.00	1.92

SISTEMA DE PRESUPUESTO DISTRITAL - PREDIS
EJECUCION PRESUPUESTO
INFORME DE EJECUCION DEL PRESUPUESTO DE GASTOS E INVERSIONES

07-03-2017
09:50

ENTIDAD: 208 - CAJA DE VIVIENDA POPULAR					MES: FEBRERO								
UNIDAD EJECUTORA: 01 - UNIDAD 01					VIGENCIA FISCAL: 2017								
RUBRO PRESUPUESTAL		APROPIACION			TOTAL COMPROMISOS		EJECUC. PRESUP.	AUTORIZACION DE GIRO		EJEC. AUT. GIRO %			
CODIGO 1	NOMBRE 2	INICIAL 3	MODIFICACIONES		VIGENTE 6=(3+5)	SUSPENSION 7	DISPONIBLE 8=(6-7)	MES 9	ACUMULADO 10	(11=10/8)	AUTORIZACION DE GIRO		EJEC. AUT. GIRO % (14=13/8)
			MES 4	ACUMULADO 5							MES 12	ACUMULADO 13	
3-3-4-00	PASIVOS EXIGIBLES												


 AUDREY ALVAREZ BUSTOS
 RESPONSABLE DEL PRESUPUESTO
 CC No. 52324396 DE BOGOTA D.C.
 Teléfono: 3494520


 GERMAN ALBERTO BAHAMON JARAMILLO
 DIRECTOR GENERAL
 CC No. 7697452 DE NEIVA
 Teléfono: 3494520

**SISTEMA DE PRESUPUESTO DISTRITAL - PREDIS
EJECUCION PRESUPUESTO
INFORME DE EJECUCION RESERVAS PRESUPUESTALES**

07-03-2017

09:57

ENTIDAD: 208 - CAJA DE VIVIENDA POPULAR		MES: FEBRERO		VIGENCIA FISCAL: 2017					
UNIDAD EJECUTORA: 01 - UNIDAD 01									
CODIGO	DESCRIPCION	RESERVA CONSTITUIDA	ANULACIONES MES	ANULACIONES ACUMULADA	RESERVAS DEFINITIVAS	AUTORIZACION DE GIRO		EJECUCION AUTORIZ.GIRO %	RESERVA SIN AUT.GIRO
						MES	ACUMULADA		
3	GASTOS	38,085,729,038.00	78,893,160.00	101,335,336.00	37,984,393,702.00	3,349,925,216.00	5,959,869,199.00	15.69	32,024,524,503.00
3-1	GASTOS DE FUNCIONAMIENTO	996,333,819.00	35,666,666.00	35,666,666.00	960,667,153.00	300,803,571.00	530,624,738.00	55.24	430,042,415.00
3-1-1	SERVICIOS PERSONALES	697,497,161.00	35,666,666.00	35,666,666.00	661,830,495.00	250,966,032.00	460,105,082.00	69.52	201,725,413.00
3-1-1-01	SERVICIOS PERSONALES ASOCIADOS A LA NOMINA	57,586,411.00	0.00	0.00	57,586,411.00	0.00	0.00	0.00	57,586,411.00
3-1-1-01-13	Prima de Navidad	20,724,784.00	0.00	0.00	20,724,784.00	0.00	0.00	0.00	20,724,784.00
3-1-1-01-14	Prima de Vacaciones	14,871,561.00	0.00	0.00	14,871,561.00	0.00	0.00	0.00	14,871,561.00
3-1-1-01-21	Vacaciones en Dinero	21,063,106.00	0.00	0.00	21,063,106.00	0.00	0.00	0.00	21,063,106.00
3-1-1-01-26	Bonificación Especial de Recreación	926,960.00	0.00	0.00	926,960.00	0.00	0.00	0.00	926,960.00
3-1-1-02	SERVICIOS PERSONALES INDIRECTOS	618,252,748.00	35,666,666.00	35,666,666.00	582,586,082.00	250,966,032.00	460,105,082.00	78.98	122,481,000.00
3-1-1-02-03	Honorarios	533,860,748.00	35,666,666.00	35,666,666.00	498,194,082.00	212,398,365.00	386,387,415.00	77.56	111,806,667.00
3-1-1-02-03-01	Honorarios Entidad	533,860,748.00	35,666,666.00	35,666,666.00	498,194,082.00	212,398,365.00	386,387,415.00	77.56	111,806,667.00
3-1-1-02-04	Remuneración Servicios Técnicos	84,392,000.00	0.00	0.00	84,392,000.00	38,567,667.00	73,717,667.00	87.35	10,674,333.00
3-1-1-03	APORTES PATRONALES AL SECTOR PRIVADO Y PÚBLICO	21,658,002.00	0.00	0.00	21,658,002.00	0.00	0.00	0.00	21,658,002.00
3-1-1-03-01	Aportes Patronales Sector Privado	10,667,453.00	0.00	0.00	10,667,453.00	0.00	0.00	0.00	10,667,453.00
3-1-1-03-01-01	Cesantías Fondos Privados	10,667,453.00	0.00	0.00	10,667,453.00	0.00	0.00	0.00	10,667,453.00
3-1-1-03-02	Aportes Patronales Sector Público	10,990,549.00	0.00	0.00	10,990,549.00	0.00	0.00	0.00	10,990,549.00
3-1-1-03-02-01	Cesantías Fondos Públicos	10,990,549.00	0.00	0.00	10,990,549.00	0.00	0.00	0.00	10,990,549.00
3-1-2	GASTOS GENERALES	298,836,658.00	0.00	0.00	298,836,658.00	49,837,539.00	70,519,656.00	23.60	228,317,002.00
3-1-2-01	Adquisición de Bienes	58,290,274.00	0.00	0.00	58,290,274.00	939,687.00	3,706,833.00	6.36	54,583,441.00
3-1-2-01-01	Dotación	17,632,045.00	0.00	0.00	17,632,045.00	0.00	0.00	0.00	17,632,045.00
3-1-2-01-02	Gastos de Computador	31,041,931.00	0.00	0.00	31,041,931.00	0.00	0.00	0.00	31,041,931.00
3-1-2-01-03	Combustibles, Lubricantes y Llantas	4,925,398.00	0.00	0.00	4,925,398.00	939,687.00	939,687.00	18.08	3,985,711.00

MALBAD

PRE_REPORT_EJECUCION_VEUM

Pág. 1 de 5
PRE_RESERVA_EJECUCION_TIPO2

Vss: 3

**SISTEMA DE PRESUPUESTO DISTRITAL - PREDIS
EJECUCION PRESUPUESTO
INFORME DE EJECUCION RESERVAS PRESUPUESTALES**

07-03-2017

09:57

ENTIDAD: 208 - CAJA DE VIVIENDA POPULAR		MES: FEBRERO							
UNIDAD EJECUTORA: 01 - UNIDAD 01		VIGENCIA FISCAL: 2017							
CODIGO	DESCRIPCION	RESERVA CONSTITUIDA	ANULACIONES MES	ANULACIONES ACUMULADA	RESERVAS DEFINITIVAS	AUTORIZACION DE GIRO		EJECUCION AUTORIZ. GIRO %	RESERVA SIN AUT. GIRO
						MES	ACUMULADA		
3-1-2-01-04	Materiales y Suministros	4,690,900.00	0.00	0.00	4,690,900.00	0.00	2,767,146.00	58.99	1,923,754.00
3-1-2-02	Adquisición de Servicios	240,546,394.00	0.00	0.00	240,546,394.00	48,897,852.00	66,812,623.00	27.78	173,733,561.00
3-1-2-02-03	Gastos de Transporte y Comunicación	20,797,522.00	0.00	0.00	20,797,522.00	7,858,836.00	7,858,836.00	37.79	12,938,686.00
3-1-2-02-04	Impresos y Publicaciones	101,648.00	0.00	0.00	101,648.00	0.00	0.00	0.00	101,648.00
3-1-2-02-05	Mantenimiento y Reparaciones	157,851,514.00	0.00	0.00	157,851,514.00	30,035,401.00	47,950,372.00	30.38	109,901,142.00
3-1-2-02-05-01	Mantenimiento Entidad	157,851,514.00	0.00	0.00	157,851,514.00	30,035,401.00	47,950,372.00	30.38	109,901,142.00
3-1-2-02-09	Capacitación	12,320,832.00	0.00	0.00	12,320,832.00	0.00	0.00	0.00	12,320,832.00
3-1-2-02-09-01	Capacitación Interna	12,320,832.00	0.00	0.00	12,320,832.00	0.00	0.00	0.00	12,320,832.00
3-1-2-02-10	Bienestar e Incentivos	12,450,018.00	0.00	0.00	12,450,018.00	2,791,215.00	2,791,215.00	22.42	9,658,803.00
3-1-2-02-12	Salud Ocupacional	37,024,850.00	0.00	0.00	37,024,850.00	8,212,400.00	8,212,400.00	22.18	28,812,450.00
3-3	INVERSIÓN	37,089,395,219.00	43,226,494.00	65,668,670.00	37,023,726,549.00	3,049,121,645.00	5,429,244,461.00	14.66	31,594,482,088.00
3-3-1	DIRECTA	37,089,395,219.00	43,226,494.00	65,668,670.00	37,023,726,549.00	3,049,121,645.00	5,429,244,461.00	14.66	31,594,482,088.00
3-3-1-14	Bogotá Humana	1,960,382,538.00	39,279,685.00	48,694,816.00	1,931,687,722.00	62,235,177.00	679,622,691.00	35.18	1,252,065,031.00
3-3-1-14-01	Una ciudad que supera la segregación y la discriminación: el ser humano	676,975,264.00	0.00	0.00	676,975,264.00	18,141,333.00	385,601,972.00	56.96	291,373,292.00
3-3-1-14-01-10	Ruralidad humana	3,573.00	0.00	0.00	3,573.00	0.00	0.00	0.00	3,573.00
3-3-1-14-01-10-0962	Gestión para la Construcción y Mejoramiento de Vivienda Rural	3,573.00	0.00	0.00	3,573.00	0.00	0.00	0.00	3,573.00
3-3-1-14-01-10-0962-155	Revitalización del hábitat rural	3,573.00	0.00	0.00	3,573.00	0.00	0.00	0.00	3,573.00
3-3-1-14-01-15	Vivienda y hábitat humanos	676,971,691.00	0.00	0.00	676,971,691.00	18,141,333.00	385,601,972.00	56.96	291,369,719.00
3-3-1-14-01-15-0208	Mejoramiento integral de barrios	297,527,321.00	0.00	0.00	297,527,321.00	0.00	61,380,237.00	20.63	236,147,084.00
3-3-1-14-01-15-0208-175	Mejoramiento integral de barrios y vivienda	297,527,321.00	0.00	0.00	297,527,321.00	0.00	61,380,237.00	20.63	236,147,084.00
3-3-1-14-01-15-0471	Titulación de predios	154,991,666.00	0.00	0.00	154,991,666.00	2,200,000.00	138,308,332.00	89.24	16,683,334.00

SISTEMA DE PRESUPUESTO DISTRITAL - PREDIS
EJECUCION PRESUPUESTO
INFORME DE EJECUCION RESERVAS PRESUPUESTALES

07-03-2017
09:57

ENTIDAD: 208 - CAJA DE VIVIENDA POPULAR								MES:	FEBRERO
UNIDAD EJECUTORA: 01 - UNIDAD 01								VIGENCIA FISCAL:	2017
CODIGO	DESCRIPCION	RESERVA CONSTITUIDA	ANULACIONES MES	ANULACIONES ACUMULADA	RESERVAS DEFINITIVAS	AUTORIZACION DE GIRO		EJECUCION AUTORIZ. GIRO %	RESERVA SIN AUT. GIRO
						MES	ACUMULADA		
3-3-1-14-01-15-0471-175	Mejoramiento integral de barrios y vivienda	154,991,666.00	0.00	0.00	154,991,666.00	2,200,000.00	138,308,332.00	69.24	15,683,334.00
3-3-1-14-01-15-0691	Desarrollo de proyectos de vivienda de interés prioritario	75,336,851.00	0.00	0.00	75,336,851.00	6,850,000.00	36,797,550.00	48.84	38,539,301.00
3-3-1-14-01-15-0691-174	Subsidio a la oferta, arrendamiento o adquisición con derecho de preferer	75,336,851.00	0.00	0.00	75,336,851.00	6,850,000.00	36,797,550.00	48.84	38,539,301.00
3-3-1-14-01-15-7328	Mejoramiento de vivienda en sus condiciones físicas	149,115,853.00	0.00	0.00	149,115,853.00	9,091,333.00	149,115,853.00	100.00	0.00
3-3-1-14-01-15-7328-175	Mejoramiento integral de barrios y vivienda	149,115,853.00	0.00	0.00	149,115,853.00	9,091,333.00	149,115,853.00	100.00	0.00
3-3-1-14-02	Un territorio que enfrenta el cambio climático y se ordena alrededor del eq	1,268,641,670.00	39,279,685.00	48,694,816.00	1,219,947,054.00	39,927,849.00	262,202,622.00	21.49	957,744,432.00
3-3-1-14-02-20	Gestión integral de riesgos	1,268,641,670.00	39,279,685.00	48,694,816.00	1,219,947,054.00	39,927,849.00	262,202,622.00	21.49	957,744,432.00
3-3-1-14-02-20-3075	Reasentamiento de hogares localizados en zonas de alto riesgo no mitiga	1,268,641,670.00	39,279,685.00	48,694,816.00	1,219,947,054.00	39,927,849.00	262,202,622.00	21.49	957,744,432.00
3-3-1-14-02-20-3075-200	Poblaciones resilientes frente a riesgos y cambio climático	1,268,641,670.00	39,279,685.00	48,694,816.00	1,219,947,054.00	39,927,849.00	262,202,622.00	21.49	957,744,432.00
3-3-1-14-03	Una Bogotá que defiende y fortalece lo público	34,765,404.00	0.00	0.00	34,765,404.00	4,165,995.00	31,818,097.00	91.52	2,947,307.00
3-3-1-14-03-31	Fortalecimiento de la función administrativa y desarrollo institucional	34,765,404.00	0.00	0.00	34,765,404.00	4,165,995.00	31,818,097.00	91.52	2,947,307.00
3-3-1-14-03-31-0404	Fortalecimiento institucional para aumentar la eficiencia de la gestión	34,765,404.00	0.00	0.00	34,765,404.00	4,165,995.00	31,818,097.00	91.52	2,947,307.00
3-3-1-14-03-31-0404-235	Sistemas de mejoramiento de la gestión y de la capacidad operativa de la	34,765,404.00	0.00	0.00	34,765,404.00	4,165,995.00	31,818,097.00	91.52	2,947,307.00
3-3-1-15	Bogotá Mejor Para Todos	35,109,012,681.00	3,946,809.00	16,973,854.00	35,092,038,827.00	2,886,886,468.00	4,749,621,770.00	13.53	30,342,417,057.00
3-3-1-15-01	Pilar Igualdad de calidad de vida	19,117,204,536.00	2,113,476.00	14,940,521.00	19,102,264,015.00	1,478,980,142.00	2,323,196,854.00	12.16	16,779,067,161.00
3-3-1-15-01-04	Familias protegidas y adaptadas al cambio climático	19,117,204,536.00	2,113,476.00	14,940,521.00	19,102,264,015.00	1,478,980,142.00	2,323,196,854.00	12.16	16,779,067,161.00
3-3-1-15-01-04-3075	Reasentamiento de hogares localizados en zonas de alto riesgo no mitiga	19,117,204,536.00	2,113,476.00	14,940,521.00	19,102,264,015.00	1,478,980,142.00	2,323,196,854.00	12.16	16,779,067,161.00
3-3-1-15-01-04-3075-110	Reducción de condiciones de amenaza y vulnerabilidad de los ciudadano	19,117,204,536.00	2,113,476.00	14,940,521.00	19,102,264,015.00	1,478,980,142.00	2,323,196,854.00	12.16	16,779,067,161.00
3-3-1-15-02	Pilar Democracia urbana	13,031,317,055.00	0.00	0.00	13,031,317,055.00	1,130,136,533.00	1,776,176,726.00	13.63	11,255,140,329.00
3-3-1-15-02-14	Intervenciones integrales del hábitat	13,031,317,055.00	0.00	0.00	13,031,317,055.00	1,130,136,533.00	1,776,176,726.00	13.63	11,255,140,329.00

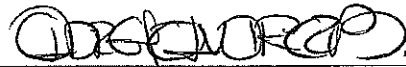
SISTEMA DE PRESUPUESTO DISTRITAL - PREDIS
EJECUCION PRESUPUESTO
INFORME DE EJECUCION RESERVAS PRESUPUESTALES

07-03-2017
09:57

ENTIDAD: 208 - CAJA DE VIVIENDA POPULAR						MES: FEBRERO			
UNIDAD EJECUTORA: 01 - UNIDAD 01						VIGENCIA FISCAL: 2017			
CODIGO	DESCRIPCION	RESERVA CONSTITUIDA	ANULACIONES MES	ANULACIONES ACUMULADA	RESERVAS DEFINITIVAS	AUTORIZACION DE GIRO		EJECUCION AUTORIZ.GIRO %	RESERVA SIN AUT.GIRO
						MES	ACUMULADA		
3-3-1-15-02-14-0208	Mejoramiento de barrios	9,036,263,958.00	0.00	0.00	9,036,263,958.00	101,543,341.00	210,272,821.00	2.33	8,825,991,137.00
3-3-1-15-02-14-0208-134	Intervenciones integrales del hábitat	9,036,263,958.00	0.00	0.00	9,036,263,958.00	101,543,341.00	210,272,821.00	2.33	8,825,991,137.00
3-3-1-15-02-14-0471	Titulación de predios y gestión de urbanizaciones	2,211,792,420.00	0.00	0.00	2,211,792,420.00	492,879,997.00	825,095,256.00	37.30	1,386,697,164.00
3-3-1-15-02-14-0471-134	Intervenciones integrales del hábitat	2,211,792,420.00	0.00	0.00	2,211,792,420.00	492,879,997.00	825,095,256.00	37.30	1,386,697,164.00
3-3-1-15-02-14-7328	Mejoramiento de vivienda en sus condiciones físicas y de habitabilidad er	1,783,260,677.00	0.00	0.00	1,783,260,677.00	535,713,205.00	740,808,649.00	41.54	1,042,452,028.00
3-3-1-15-02-14-7328-134	Intervenciones integrales del hábitat	1,783,260,677.00	0.00	0.00	1,783,260,677.00	535,713,205.00	740,808,649.00	41.54	1,042,452,028.00
3-3-1-15-07	Eje transversal Gobierno legítimo, fortalecimiento local y eficiencia	2,958,491,090.00	1,833,333.00	2,033,333.00	2,958,457,757.00	377,769,793.00	650,248,190.00	21.98	2,308,209,567.00
3-3-1-15-07-42	Transparencia, gestión pública y servicio a la ciudadanía	158,882,993.00	0.00	0.00	158,882,993.00	18,730,000.00	107,275,652.00	67.52	51,607,341.00
3-3-1-15-07-42-0943	Fortalecimiento institucional para la transparencia, participación ciudadan	158,882,993.00	0.00	0.00	158,882,993.00	18,730,000.00	107,275,652.00	67.52	51,607,341.00
3-3-1-15-07-42-0943-185	Fortalecimiento a la gestión pública efectiva y eficiente	158,882,993.00	0.00	0.00	158,882,993.00	18,730,000.00	107,275,652.00	67.52	51,607,341.00
3-3-1-15-07-43	Modernización institucional	2,009,374,231.00	1,833,333.00	2,033,333.00	2,007,340,898.00	316,854,793.00	453,547,538.00	22.59	1,553,793,360.00
3-3-1-15-07-43-0404	Fortalecimiento institucional para aumentar la eficiencia de la gestión	2,009,374,231.00	1,833,333.00	2,033,333.00	2,007,340,898.00	316,854,793.00	453,547,538.00	22.59	1,553,793,360.00
3-3-1-15-07-43-0404-189	Modernización administrativa	2,009,374,231.00	1,833,333.00	2,033,333.00	2,007,340,898.00	316,854,793.00	453,547,538.00	22.59	1,553,793,360.00
3-3-1-15-07-44	Gobierno y ciudadanía digital	792,233,866.00	0.00	0.00	792,233,866.00	42,185,000.00	89,425,000.00	11.29	702,808,866.00
3-3-1-15-07-44-1174	Fortalecimiento de las tecnologías de información y la comunicación	792,233,866.00	0.00	0.00	792,233,866.00	42,185,000.00	89,425,000.00	11.29	702,808,866.00
3-3-1-15-07-44-1174-192	Fortalecimiento institucional a través del uso de TIC	792,233,866.00	0.00	0.00	792,233,866.00	42,185,000.00	89,425,000.00	11.29	702,808,866.00

SISTEMA DE PRESUPUESTO DISTRITAL - PREDIS
EJECUCION PRESUPUESTO
INFORME DE EJECUCION RESERVAS PRESUPUESTALES

07-03-2017
09:57



AUDREY ALVAREZ BUSTOS
RESPONSABLE DEL PRESUPUESTO
CC No. 52324396 DE BOGOTA D.C.
Teléfono: 3494520



GERMAN ALBERTO BAHAMON JARAMILLO
ORDENADOR DEL GASTO
CC No. 7697452 DE NEIVA
Teléfono: 3494520

RESERVAS PRESUPUESTALES

Presupuesto de Rentas e Ingresos

Entidad CAJA DE LA VIVIENDA POPULAR



ALCALDÍA MAYOR
DE BOGOTÁ D.C.
HÁBITAT
Caja de Vivienda Popular

FECHA 28 DE FEBRERO DE 2017

Código	Concepto	Recursos que respaldan las Reservas Constituidas ^{1/}	Modificaciones ^{2/}	Recursos que respaldan las Reservas Definitivas ^{3/}	Recaudo Mes	Recaudo Acumulado	% Ejec.
2-4	Recursos de Capital	1.678.497.843	0	1.678.497.843	268.896.766	566.008.986	33,7%
2-4-1	Recursos del Balance	1.678.497.843	0	1.678.497.843	268.896.766	566.008.986	
2-4-1-05	Recursos Reservas	1.678.497.843	0	1.678.497.843	268.896.766	566.008.986	
TOTAL		1.678.497.843	0	1.678.497.843	268.896.766	566.008.986	33,7%
2-2-4	Aportes Distrito	36.407.231.195	101.335.336	36.305.895.859	3.081.028.450	5.393.860.213	14,9%
2-2-4-01	Aporte Ordinario			0			
2-2-4-02	Vigencia Anterior	36.407.231.195	101.335.336	36.305.895.859	3.081.028.450	5.393.860.213	14,9%
2-2-4-01-02	Reservas	36.407.231.195	101.335.336	36.305.895.859	3.081.028.450	5.393.860.213	14,9%
2-2-4-01-02-01	Reservas SGP Salud						
2-2-4-01-04	Reservas SGP Propósito General						
2-2-4-01-05	IVA Cedido de Licores						
2-2-4-01-06	IVA Telefonía Móvil						
TOTAL		36.407.231.195	101.335.336	36.305.895.859	3.081.028.450	5.393.860.213	14,9%
TOTAL RECURSOS FINANCIACIÓN RESERVAS		38.085.729.038	101.335.336	37.984.393.702	3.349.925.216	5.959.869.199	15,7%

AUDREY ALVAREZ BUSTOS
Responsable de Presupuesto

GERMAN ALBERTO BAHAMON
Ordenador del Gasto

^{1, 2 y 3/} Los datos deben coincidir con el Informe de Ejecución de Reservas Presupuestales del sistema PREDIS

Elaboró: Daniel Carreño Tovar

Contratista-Subdirección Financiera- Presupuesto

Revisó: Audrey Alvarez Bustos

Subdirectora Financiera